

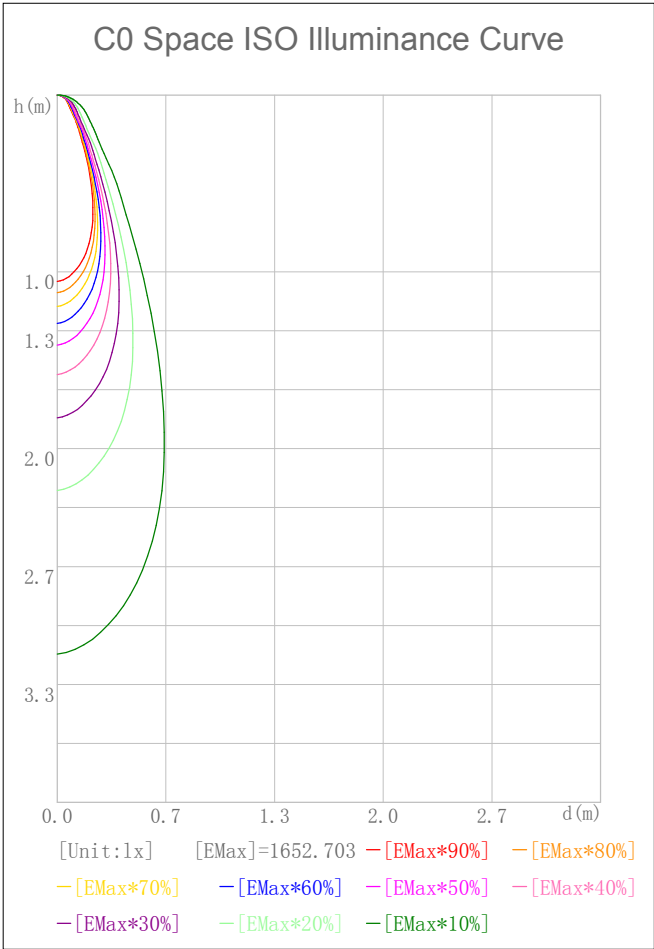
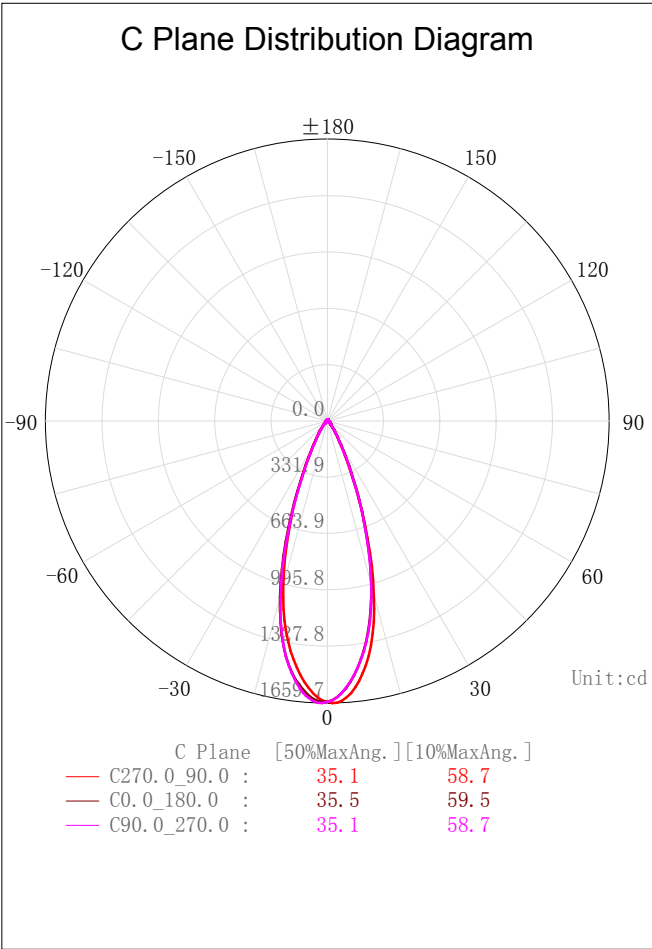
Indoor Luminaire Photometric Data

Description Information

Luminary Name: TR04-10-XX-01 2700K RA90 36D		Lum. Catalog:	Test ID: QIU MEI
Lamp Name:		Lamp Catalog: LED	Test Date: 2019/09/09
Manufacture: Shenzhen Norming Lighting Co., Ltd		Shld.Ang(°):	Test Machine:GON-2000
Test Lab: Quality Department		Frequency(Hz):	Lamp CCT(K): Ra:
Lum.Size(W*L*H):0.050m*0.050m*0.125m		Lum.Area(m2):0.009	Lum.W(kg): 0.000
Test System: C, γ	Test Step: C=90.0 γ=1.0	Temp.(°C): 25	Humidity(%): 50.0

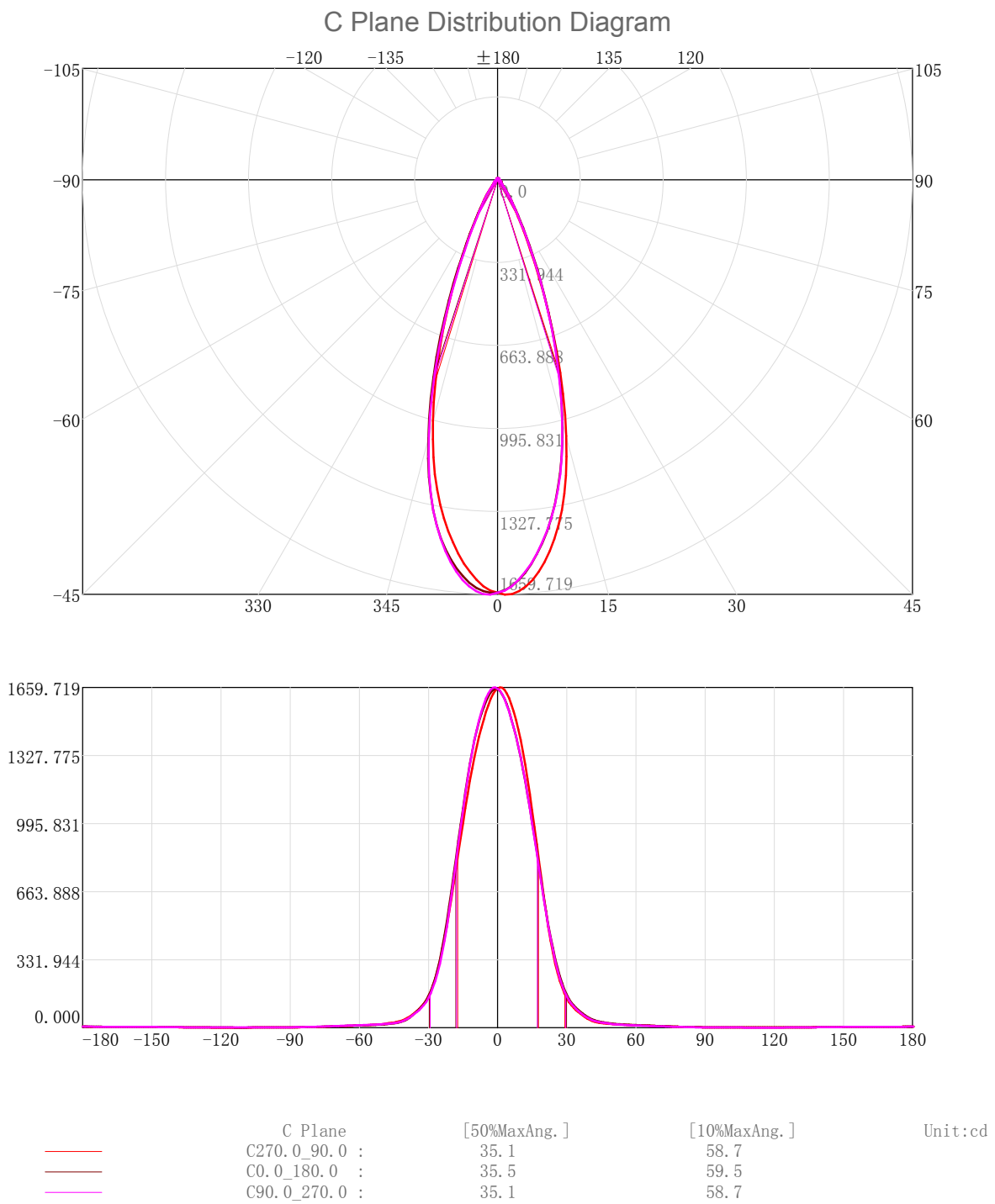
Character Parameter

Lamp Speciality Parameter		Luminaire Speciality Parameter	
Rated Flux(lm): 706.790	Luminary Flux(lm): 706.789	Field Angle(10%Imax): 58.7(°)	
Rated Power(W):	Luminary Efficiency: 100.00%	Down Lumens&Percent: 688.239lm 97.38%	
Rated Voltage(V):	Luminary EER(lm/W): 70.257	Up Lumens&Percent: 18.550lm 2.62%	
Tested Power(W): 10.060	Max. Candela(cd): 1659.719	S/MH: C0_a180=0.586 C90_270=0.582	
Lamps' Inside: 1	Max Cand@Ang.(°): C=270.0 γ=1.0	CIE Type: Semi-Direct	
Tested Electrics(V, A, pf):240.1, 0.045, 0.923		ErP Φuse(90°): 643.879lm	
Lamp Size(W*L*H):0.050m*0.050m*0.125m	Left=-17.3°, Right=17.8°	IRF(%): 530.104	



2D Plane Light Intensity Distribution Curve

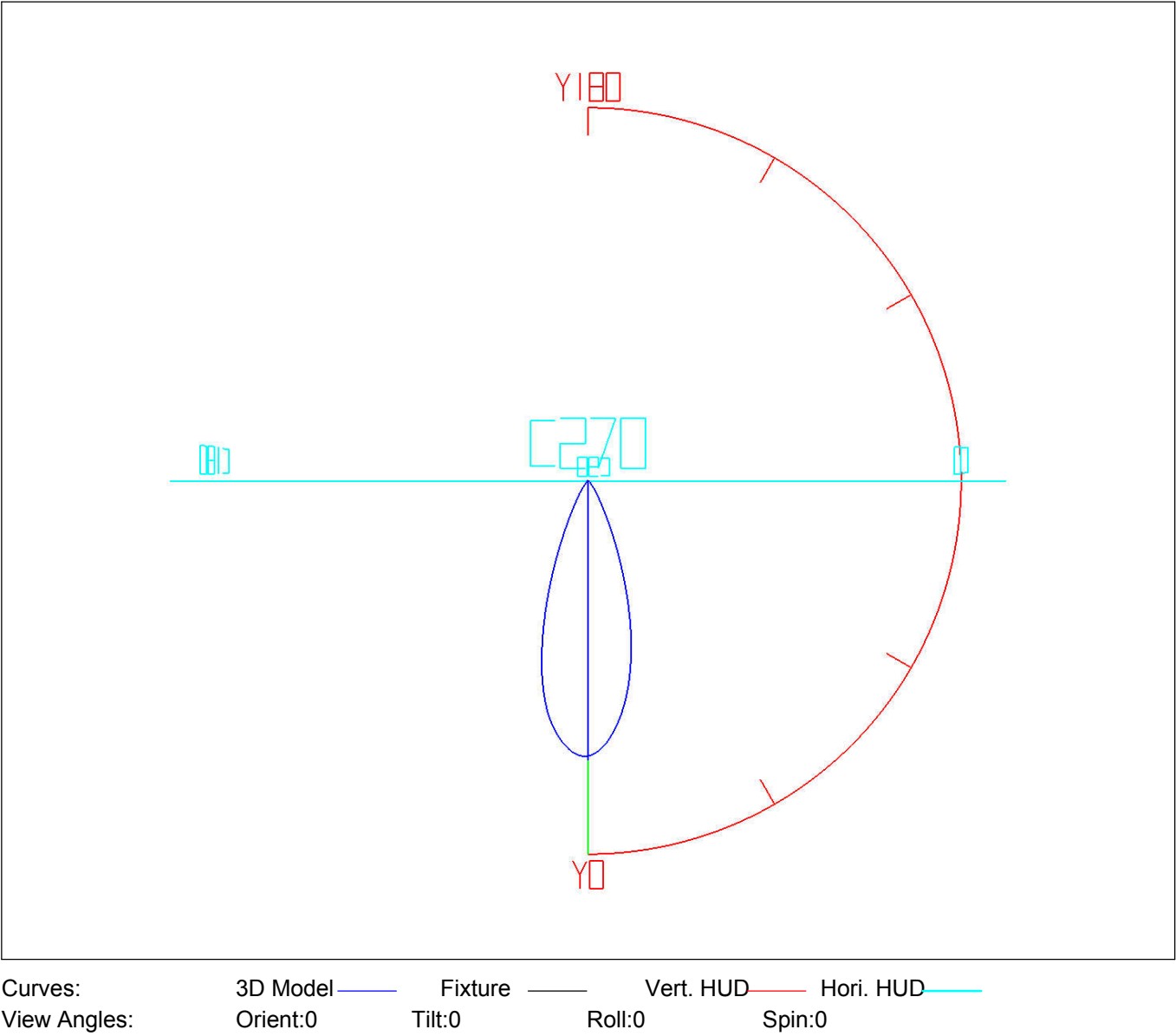
Lum. Name:TR04-10-XX-01 2700K RA90 36D	Lum. Catelog:	Test ID:QIU MEI
Lamp Name:	Lamp Catelog:LED	Test Lab:Quality Department
Manufacture:Shenzhen Norming Lighting Co., Ltd	Test Machine:GON-2000	Test Date:2019/09/09



3D Light Intensity Distribution Modal

Lum. Name:TR04-10-XX-01 2700K RA90 36D	Lum. Catelog:	Test ID:QIU MEI
Lamp Name:	Lamp Catelog:LED	Test Lab:Quality Department
Manufacture:Shenzhen Norming Lighting Co., Ltd	Test Machine:GON-2000	Test Date:2019/09/09

3D Light Intensity Distribution Modal



**Photometric Filename:TR04-10-XX-01 2700K RA90 36D.IES**

Zone( $\gamma$ )	Zone Flux (lm)	Sums Flux (lm)	Zone%Lamp	Sums%Lamp	Zone( $\gamma$ )	Zone Flux (lm)	Sums Flux (lm)	Zone%Lamp	Sums%Lamp
0.0-1.0	1.58	1.58	0.22	0.22	47.0-48.0	1.77	649.21	0.25	91.85
1.0-2.0	4.72	6.30	0.67	0.89	48.0-49.0	1.69	650.90	0.24	92.09
2.0-3.0	7.80	14.10	1.10	2.00	49.0-50.0	1.61	652.51	0.23	92.32
3.0-4.0	10.79	24.89	1.53	3.52	50.0-51.0	1.54	654.05	0.22	92.54
4.0-5.0	13.64	38.53	1.93	5.45	51.0-52.0	1.49	655.54	0.21	92.75
5.0-6.0	16.34	54.86	2.31	7.76	52.0-53.0	1.45	656.99	0.21	92.95
6.0-7.0	18.85	73.72	2.67	10.43	53.0-54.0	1.41	658.40	0.20	93.15
7.0-8.0	21.17	94.89	3.00	13.43	54.0-55.0	1.38	659.77	0.19	93.35
8.0-9.0	23.26	118.15	3.29	16.72	55.0-56.0	1.34	661.12	0.19	93.54
9.0-10.0	25.10	143.26	3.55	20.27	56.0-57.0	1.31	662.43	0.19	93.72
10.0-11.0	26.65	169.90	3.77	24.04	57.0-58.0	1.29	663.72	0.18	93.91
11.0-12.0	27.87	197.77	3.94	27.98	58.0-59.0	1.26	664.98	0.18	94.08
12.0-13.0	28.75	226.52	4.07	32.05	59.0-60.0	1.23	666.21	0.17	94.26
13.0-14.0	29.26	255.78	4.14	36.19	60.0-61.0	1.21	667.42	0.17	94.43
14.0-15.0	29.40	285.18	4.16	40.35	61.0-62.0	1.18	668.60	0.17	94.60
15.0-16.0	29.17	314.35	4.13	44.48	62.0-63.0	1.15	669.75	0.16	94.76
16.0-17.0	28.60	342.94	4.05	48.52	63.0-64.0	1.12	670.87	0.16	94.92
17.0-18.0	27.70	370.65	3.92	52.44	64.0-65.0	1.09	671.96	0.15	95.07
18.0-19.0	26.51	397.16	3.75	56.19	65.0-66.0	1.06	673.02	0.15	95.22
19.0-20.0	25.07	422.23	3.55	59.74	66.0-67.0	1.02	674.04	0.14	95.37
20.0-21.0	23.43	445.66	3.31	63.05	67.0-68.0	0.98	675.02	0.14	95.51
21.0-22.0	21.65	467.30	3.06	66.12	68.0-69.0	0.94	675.97	0.13	95.64
22.0-23.0	19.79	487.09	2.80	68.92	69.0-70.0	0.91	676.87	0.13	95.77
23.0-24.0	17.91	505.00	2.53	71.45	70.0-71.0	0.87	677.75	0.12	95.89
24.0-25.0	16.08	521.08	2.28	73.72	71.0-72.0	0.84	678.58	0.12	96.01
25.0-26.0	14.36	535.44	2.03	75.76	72.0-73.0	0.80	679.38	0.11	96.12
26.0-27.0	12.80	548.24	1.81	77.57	73.0-74.0	0.77	680.15	0.11	96.23
27.0-28.0	11.38	559.62	1.61	79.18	74.0-75.0	0.73	680.88	0.10	96.33
28.0-29.0	10.12	569.74	1.43	80.61	75.0-76.0	0.70	681.58	0.10	96.43
29.0-30.0	9.00	578.73	1.27	81.88	76.0-77.0	0.67	682.24	0.09	96.53
30.0-31.0	8.02	586.76	1.14	83.02	77.0-78.0	0.63	682.87	0.09	96.62
31.0-32.0	7.20	593.96	1.02	84.04	78.0-79.0	0.60	683.48	0.09	96.70
32.0-33.0	6.52	600.48	0.92	84.96	79.0-80.0	0.57	684.05	0.08	96.78
33.0-34.0	5.94	606.43	0.84	85.80	80.0-81.0	0.54	684.59	0.08	96.86
34.0-35.0	5.43	611.85	0.77	86.57	81.0-82.0	0.51	685.10	0.07	96.93
35.0-36.0	4.95	616.80	0.70	87.27	82.0-83.0	0.48	685.58	0.07	97.00
36.0-37.0	4.46	621.27							

IES Indoor Report

Photometric Filename:TR04-10-XX-01 2700K RA90 36D.IES

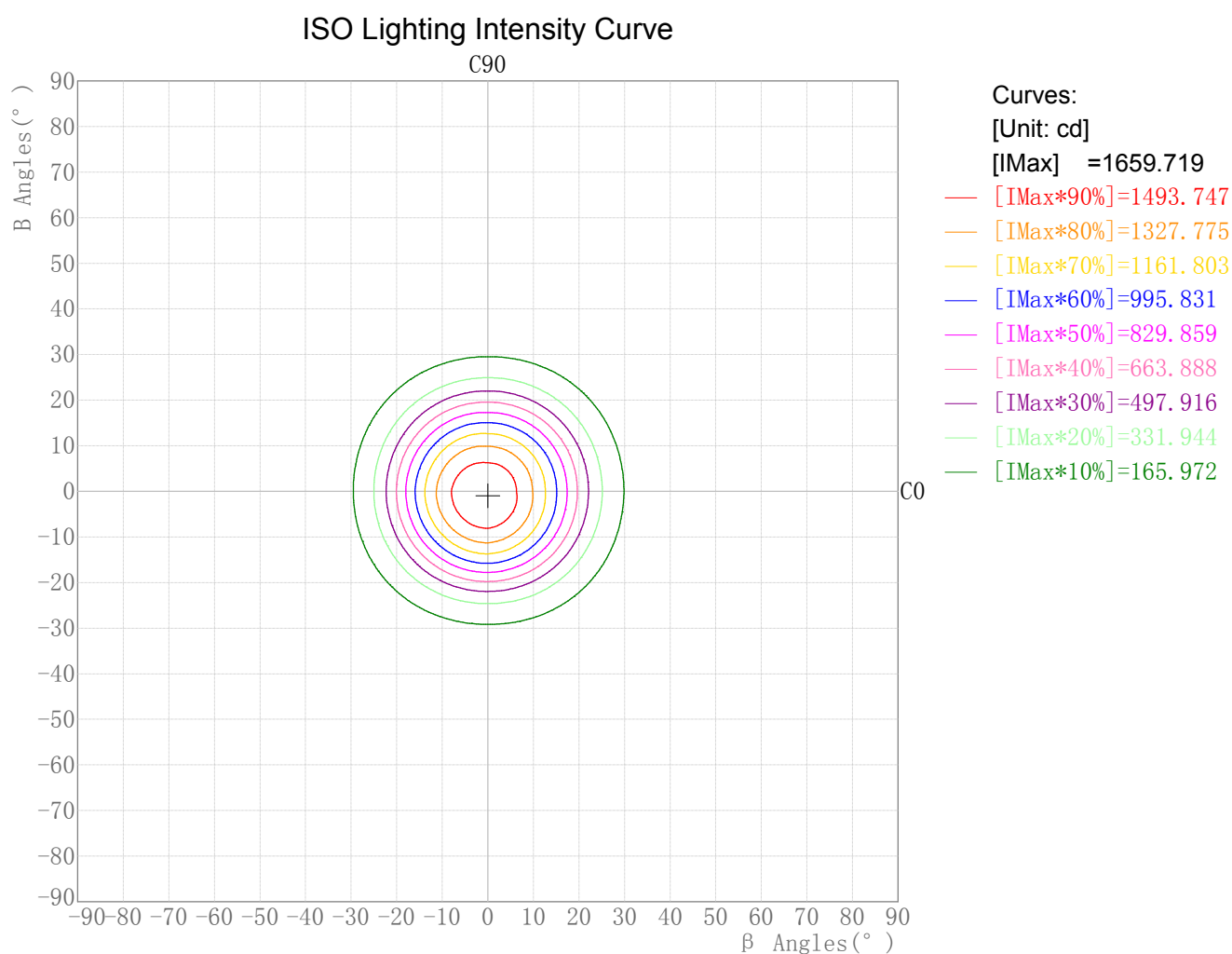
Zonal Flux Tabulation - (Cont.)

Zone ( γ )	Zone Flux (lm)	Sums Flux (lm)	Zone%Lamp	Sums%Lamp	Zone ( γ )	Zone Flux (lm)	Sums Flux (lm)	Zone%Lamp	Sums%Lamp
94. 0-95. 0	0. 28	689. 68	0. 04	97. 58	141. 0-142. 0	0. 26	700. 05	0. 04	99. 05
95. 0-96. 0	0. 27	689. 95	0. 04	97. 62	142. 0-143. 0	0. 26	700. 31	0. 04	99. 08
96. 0-97. 0	0. 27	690. 22	0. 04	97. 66	143. 0-144. 0	0. 26	700. 58	0. 04	99. 12
97. 0-98. 0	0. 26	690. 48	0. 04	97. 69	144. 0-145. 0	0. 26	700. 84	0. 04	99. 16
98. 0-99. 0	0. 26	690. 73	0. 04	97. 73	145. 0-146. 0	0. 27	701. 11	0. 04	99. 20
99. 0-100. 0	0. 25	690. 98	0. 04	97. 76	146. 0-147. 0	0. 27	701. 37	0. 04	99. 23
100. 0-101. 0	0. 25	691. 23	0. 03	97. 80	147. 0-148. 0	0. 27	701. 64	0. 04	99. 27
101. 0-102. 0	0. 24	691. 47	0. 03	97. 83	148. 0-149. 0	0. 27	701. 91	0. 04	99. 31
102. 0-103. 0	0. 24	691. 71	0. 03	97. 87	149. 0-150. 0	0. 26	702. 17	0. 04	99. 35
103. 0-104. 0	0. 23	691. 94	0. 03	97. 90	150. 0-151. 0	0. 26	702. 43	0. 04	99. 38
104. 0-105. 0	0. 23	692. 17	0. 03	97. 93	151. 0-152. 0	0. 26	702. 69	0. 04	99. 42
105. 0-106. 0	0. 22	692. 39	0. 03	97. 96	152. 0-153. 0	0. 26	702. 95	0. 04	99. 46
106. 0-107. 0	0. 22	692. 62	0. 03	97. 99	153. 0-154. 0	0. 25	703. 20	0. 04	99. 49
107. 0-108. 0	0. 22	692. 83	0. 03	98. 03	154. 0-155. 0	0. 25	703. 45	0. 04	99. 53
108. 0-109. 0	0. 21	693. 05	0. 03	98. 06	155. 0-156. 0	0. 24	703. 69	0. 03	99. 56
109. 0-110. 0	0. 21	693. 26	0. 03	98. 09	156. 0-157. 0	0. 24	703. 93	0. 03	99. 60
110. 0-111. 0	0. 21	693. 47	0. 03	98. 11	157. 0-158. 0	0. 23	704. 16	0. 03	99. 63
111. 0-112. 0	0. 20	693. 67	0. 03	98. 14	158. 0-159. 0	0. 22	704. 38	0. 03	99. 66
112. 0-113. 0	0. 20	693. 87	0. 03	98. 17	159. 0-160. 0	0. 22	704. 60	0. 03	99. 69
113. 0-114. 0	0. 20	694. 07	0. 03	98. 20	160. 0-161. 0	0. 21	704. 81	0. 03	99. 72
114. 0-115. 0	0. 20	694. 27	0. 03	98. 23	161. 0-162. 0	0. 20	705. 00	0. 03	99. 75
115. 0-116. 0	0. 20	694. 47	0. 03	98. 26	162. 0-163. 0	0. 19	705. 19	0. 03	99. 77
116. 0-117. 0	0. 19	694. 66	0. 03	98. 28	163. 0-164. 0	0. 18	705. 37	0. 03	99. 80
117. 0-118. 0	0. 19	694. 86	0. 03	98. 31	164. 0-165. 0	0. 17	705. 54	0. 02	99. 82
118. 0-119. 0	0. 19	695. 05	0. 03	98. 34	165. 0-166. 0	0. 16	705. 70	0. 02	99. 85
119. 0-120. 0	0. 19	695. 24	0. 03	98. 37	166. 0-167. 0	0. 15	705. 85	0. 02	99. 87
120. 0-121. 0	0. 19	695. 43	0. 03	98. 39	167. 0-168. 0	0. 14	705. 99	0. 02	99. 89
121. 0-122. 0	0. 19	695. 63	0. 03	98. 42	168. 0-169. 0	0. 13	706. 11	0. 02	99. 90
122. 0-123. 0	0. 19	695. 82	0. 03	98. 45	169. 0-170. 0	0. 12	706. 23	0. 02	99. 92
123. 0-124. 0	0. 19	696. 01	0. 03	98. 48	170. 0-171. 0	0. 11	706. 33	0. 01	99. 94
124. 0-125. 0	0. 20	696. 21	0. 03	98. 50	171. 0-172. 0	0. 09	706. 43	0. 01	99. 95
125. 0-126. 0	0. 20	696. 41	0. 03	98. 53	172. 0-173. 0	0. 08	706. 51	0. 01	99. 96
126. 0-127. 0	0. 20	696. 61	0. 03	98. 56	173. 0-174. 0	0. 07	706. 59	0. 01	99. 97
127. 0-128. 0	0. 20	696. 81	0. 03	98. 59	174. 0-175. 0	0. 06	706. 65	0. 01	99. 98
128. 0-129. 0	0. 21	697. 02	0. 03	98. 62	175. 0-176. 0	0. 05	706. 70	0. 01	99. 99
129. 0-130. 0	0. 21	697. 23	0. 03	98. 65	176. 0-177. 0	0. 04	706. 74	0. 01	99. 99
130. 0-131. 0	0. 21	697. 44	0. 03	98. 68	177. 0-178. 0	0. 03	706. 77	0. 00	100. 00
131. 0-132. 0	0. 22	697. 66	0. 03	98. 71	178. 0-179. 0	0. 02	706. 78	0. 00	100. 00
132. 0-133. 0	0. 22	697. 88	0. 03	98. 74	179. 0-180. 0	0. 01	706. 79	0. 00	100. 00
133. 0-134. 0	0. 23	698. 10	0. 03	98. 77					
134. 0-135. 0	0. 23	698. 33	0. 03	98. 80					
135. 0-136. 0	0. 23	698. 57	0. 03	98. 84					
136. 0-137. 0	0. 24	698. 81	0. 03	98. 87					
137. 0-138. 0	0. 24	699. 05	0. 03	98. 90					
138. 0-139. 0	0. 25	699. 29	0. 03	98. 94					
139. 0-140. 0	0. 25	699. 54	0. 04	98. 97					
140. 0-141. 0	0. 25	699. 80	0. 04	99. 01					

Photometric Filename:TR04-10-XX-01 2700K RA90 36D.IES

## Rectangle ISO Lighting Intensity Diagram

Lum. Name: TR04-10-XX-01 2700K RA90 36D	Lum. Catelog:	Test ID: QIU MEI
Lamp Name:	Lamp Catalog: LED	Test Lab: Quality Department
Manufacture: Shenzhen Norming Lighting Co., Ltd	Test Machine:GON-2000	Test Date: 2019/09/09

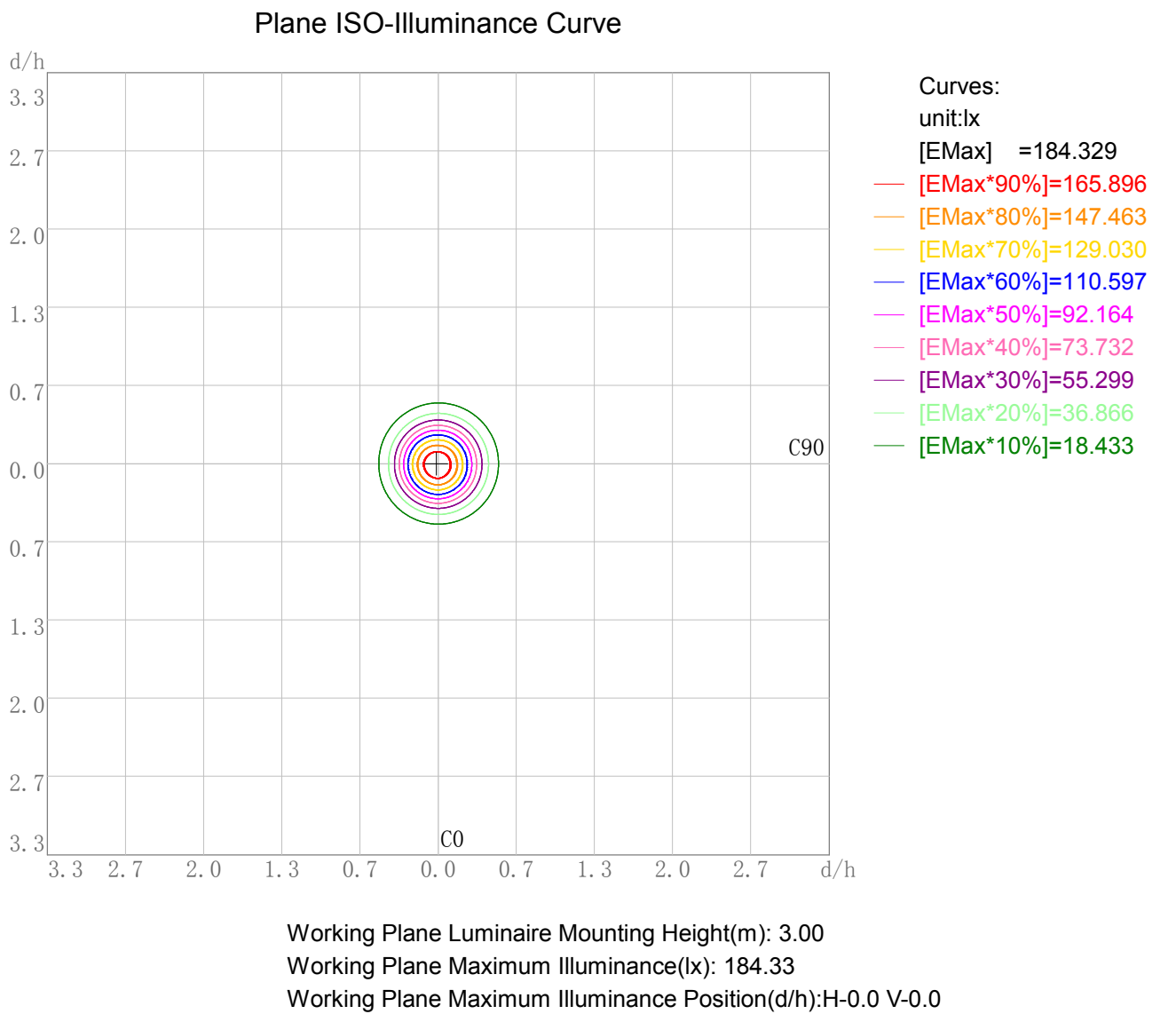


Maximum Light Intensity(cd): 1659.72

Maximum Cand.@Angle: H=-0.0°,V=-1.0°

Plane ISO-Illuminance Diagram

Lum. Name:TR04-10-XX-01 2700K RA90 36D	Lum. Catelog:	Test ID:QIU MEI
Lamp Name:	Lamp Catelog:LED	Test Lab:Quality Department
Manufacture:Shenzhen Norming Lighting Co., Ltd	Test Machine:GON-2000	Test Date:2019/09/09

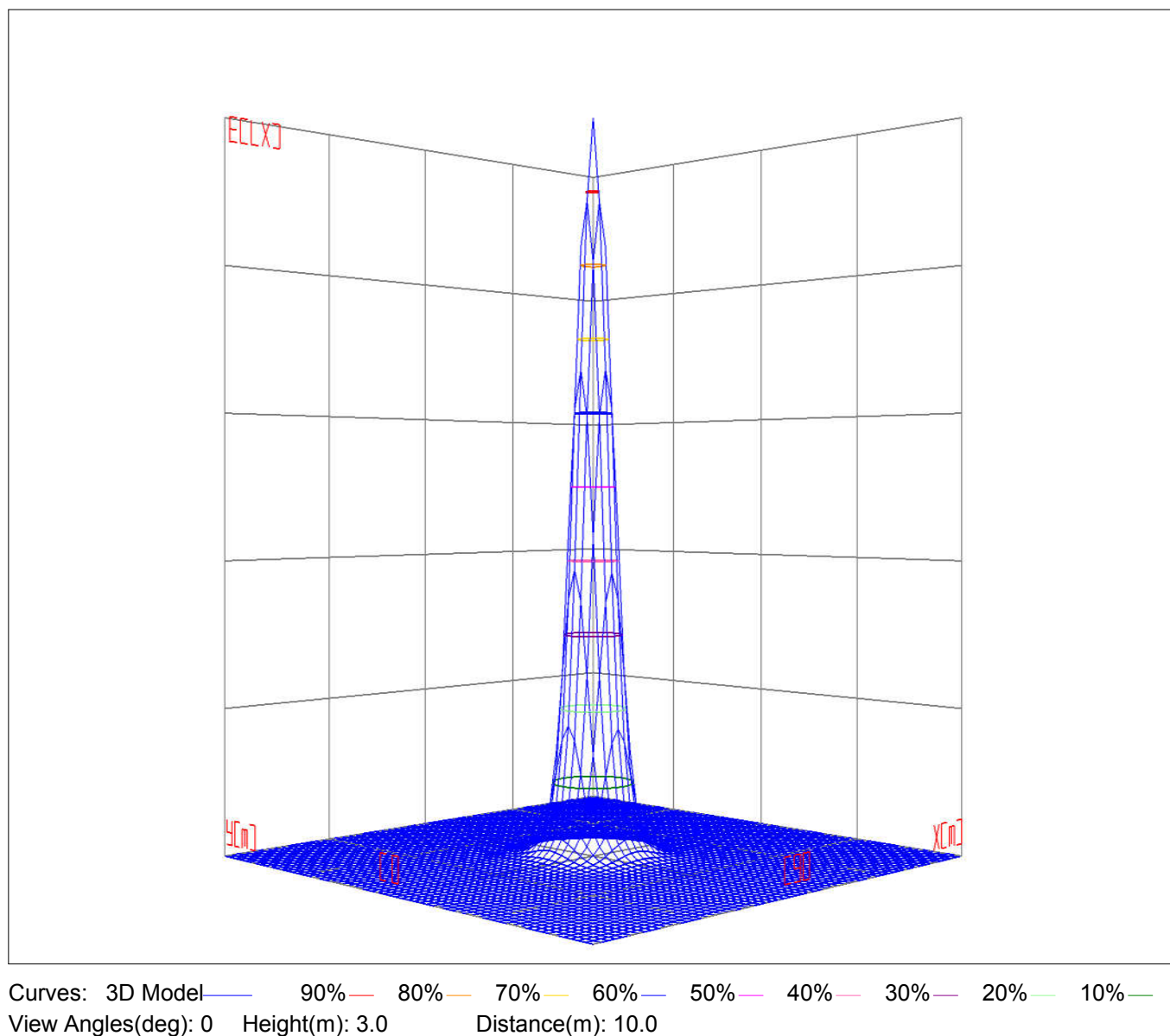


**Photometric Filename:TR04-10-XX-01 2700K RA90 36D.IES**

### 3D Plane ISO Illuminance Diagram

Lum. Name: TR04-10-XX-01 2700K RA90 36D	Lum. Catalog:	Test ID: QIU MEI
Lamp Name:	Lamp Catalog: LED	Test Lab: Quality Department
Manufacture: Shenzhen Norming Lighting Co., Ltd	Test Machine:GON-2000	Test Date: 2019/09/09

### 3D Plane Illuminance Modal

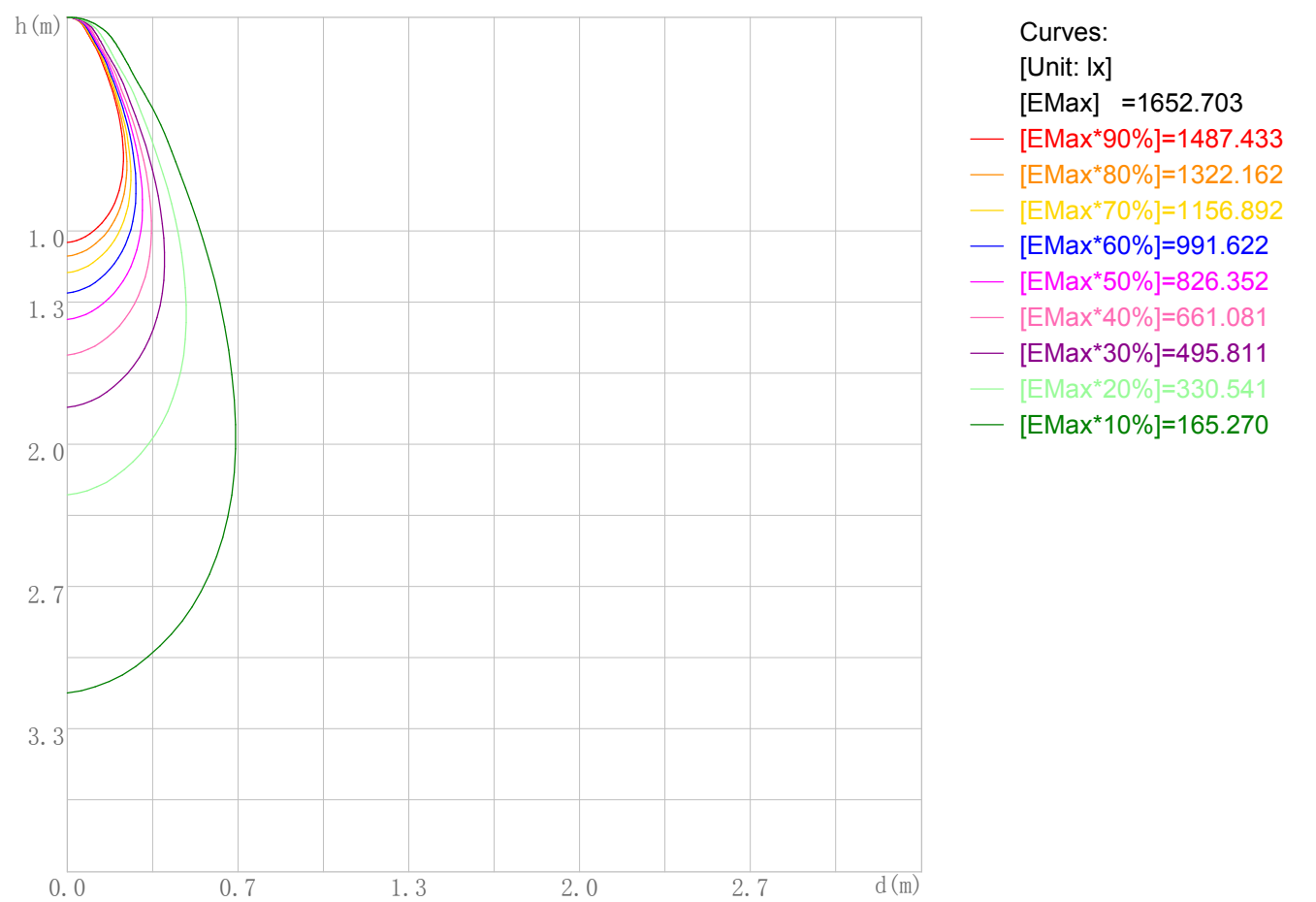




Space ISO Illuminance Diagram

Lum. Name: TR04-10-XX-01 2700K RA90 36D	Lum. Catelog:	Test ID: QIU MEI
Lamp Name:	Lamp Catelog: LED	Test Lab: Quality Department
Manufacture: Shenzhen Norming Lighting Co., Ltd	Test Machine:GON-2000	Test Date: 2019/09/09

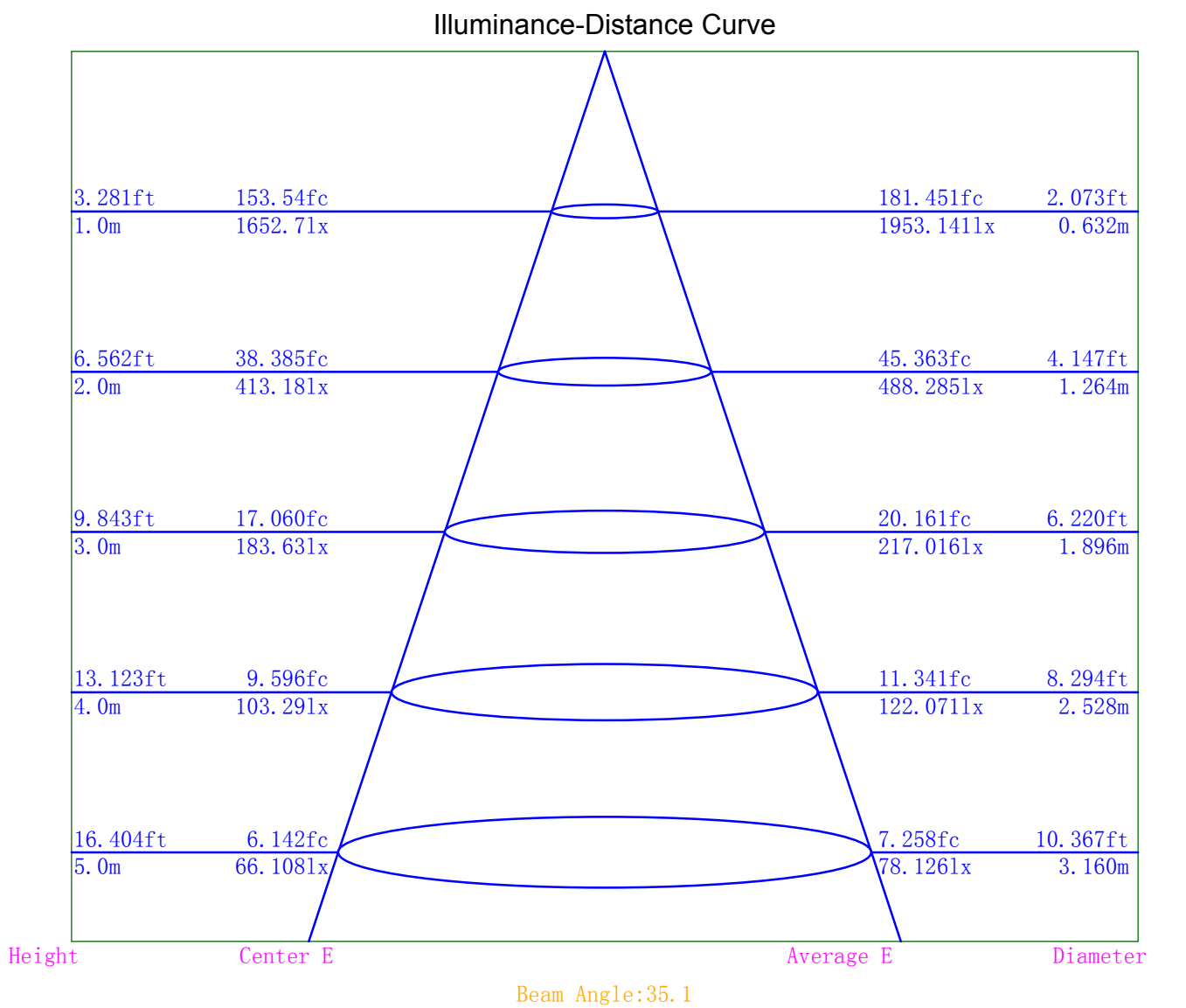
Space ISO Illuminance Curve



Space Plane Maximum Illuminance and @Angle:1652.70lx,0.0deg  
Plane Maximum Lighting Intensity and @Angle:1652.703cd,0eg

Illuminance-Distance Diagram

Lum. Name:TR04-10-XX-01 2700K RA90 36D	Lum. Catelog:	Test ID:QIU MEI
Lamp Name:	Lamp Catelog:LED	Test Lab:Quality Department
Manufacture:Shenzhen Norming Lighting Co., Ltd	Test Machine:GON-2000	Test Date:2019/09/09



Indoor Luminance Limiting Curves

Lum. Name: TR04-10-XX-01 2700K RA90 36D	Lum. Catalog:	Test ID: QIU MEI
Lamp Name:	Lamp Catalog: LED	Test Lab: Quality Department
Manufacture: Shenzhen Norming Lighting Co., Ltd	Test Machine:GON-2000	Test Date: 2019/09/09

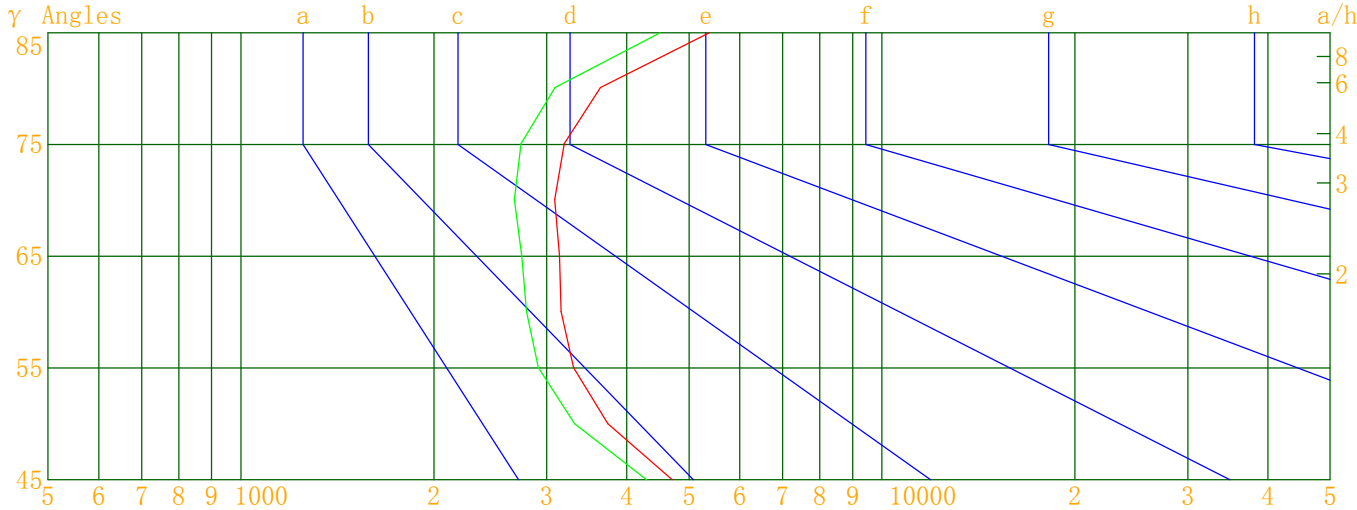
Glare Grade Table

GI	Quality	Using Illuminance							
1.15	A	2000	1000	500	<=300				
1.5	B		2000	1000	500	<=300			
1.85	C			2000	1000	500	<=300		
2.2	D				2000	1000	500	<=300	
2.55	E	a				2000	1000	500	<=300
			b	c	d	e	f	g	h

Luminance Table

Gama (deg)	45	50	55	60	65	70	75	80	85
C0	4707	3737	3303	3159	3139	3087	3194	3637	5379
C90	4293	3313	2910	2788	2743	2671	2736	3090	4507

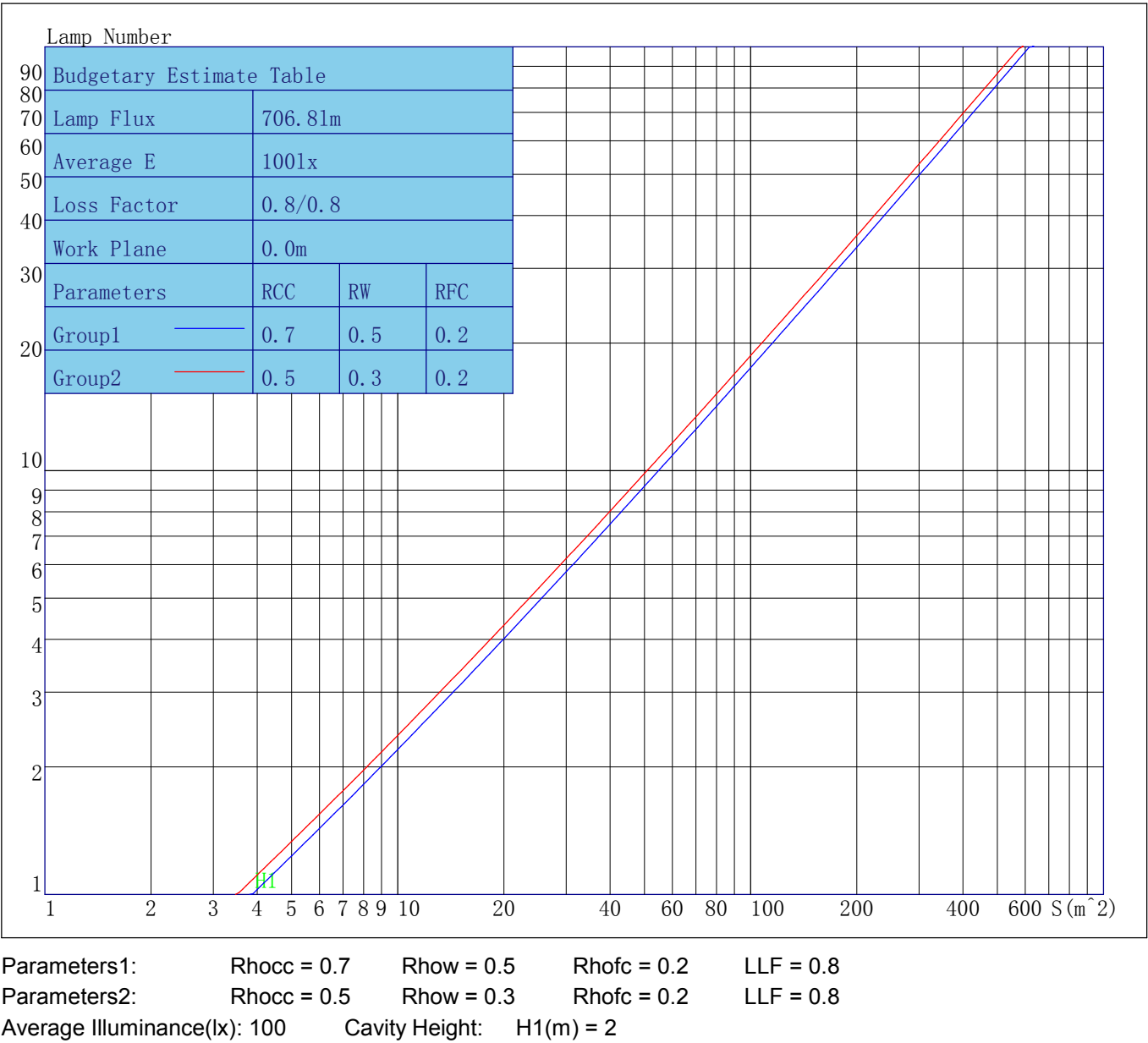
Luminance Limiting Curve



Luminous Size: Length(m)=0.050 Width(m)=0.050 Height(m)=0.125 Area(m^2)=0.008750  
Luminous Type: Without Luminous Side  
Luminous Curves: C0-C180 Color: — C90-C270 Color: —

Indoor Budgetary Estimate Table

Lum. Name:TR04-10-XX-01 2700K RA90 36D	Lum. Catelog:	Test ID:QIU MEI
Lamp Name:	Lamp Catelog:LED	Test Lab:Quality Department
Manufacture:Shenzhen Norming Lighting Co., Ltd	Test Machine:GON-2000	Test Date:2019/09/09



Indoor Coefficient of Utilization Table

Lum. Name:TR04-10-XX-01 2700K RA90 36D	Lum. Catelog:	Test ID:QIU MEI
Lamp Name:	Lamp Catelog:LED	Test Lab:Quality Department
Manufacture:Shenzhen Norming Lighting Co., Ltd	Test Machine:GON-2000	Test Date:2019/09/09

Coefficients of Utilization – Zonal Cavity Method																		
Coef.	Effective Floor Cavity Reflectance RFC=0.20																	
RhoCC (%)	80				70				50			30			10			0
RhoW (%)	70	50	30	10	70	50	30	10	50	30	10	50	30	10	50	30	10	0
RCR	Coefficient of Utilization(%)																	
0	118	118	118	118	115	115	115	115	110	110	110	104	104	104	100	100	100	97
1	113	110	108	106	110	108	106	104	103	102	100	99	98	97	95	94	93	91
2	108	103	100	96	106	101	98	95	98	95	93	94	92	90	91	90	88	86
3	103	97	93	89	101	96	92	88	93	89	86	90	87	85	88	85	83	82
4	99	92	87	83	97	91	86	83	88	84	81	86	83	80	84	81	79	77
5	95	87	82	78	93	86	81	78	84	80	77	82	79	76	81	78	75	74
6	91	83	78	74	90	82	77	74	81	76	73	79	75	72	78	74	72	70
7	88	79	74	70	86	79	74	70	77	73	70	76	72	69	75	71	69	67
8	84	76	71	67	83	75	70	67	74	70	67	73	69	66	72	68	66	64
9	81	73	68	64	80	72	67	64	71	67	64	70	66	63	69	66	63	62
10	78	70	65	62	77	69	65	62	69	64	61	68	64	61	67	63	61	60

**Unified Glare Rating Table**

Lum. Name: TR04-10-XX-01 2700K RA90 36D	Lum. Catalog:	Test ID: QIU MEI
Lamp Name:	Lamp Catalog: LED	Test Lab: Quality Department
Manufacture: Shenzhen Norming Lighting Co., Ltd	Test Machine:GON-2000	Test Date: 2019/09/09

**Unified Glare Rating Table**

Ceiling RCC	0.70	0.70	0.50	0.50	0.30	0.70	0.70	0.50	0.50	0.30
Wall RW	0.50	0.30	0.50	0.30	0.30	0.50	0.30	0.50	0.30	0.30
Floor RFC	0.20	0.20	0.20	0.20	0.20	0.20	0.20	0.20	0.20	0.20
Room Size	Vewed crosswise					Vewed endwise				
X=2H    Y=2H	11.9	12.9	12.3	13.2	13.6	11.4	12.4	11.8	12.8	13.1
	12.9	13.8	13.3	14.2	14.6	12.3	13.2	12.8	13.6	14.0
	13.5	14.3	13.9	14.7	15.1	12.8	13.6	13.3	14.0	14.5
	14.1	14.8	14.5	15.2	15.7	13.3	14.1	13.8	14.5	15.0
	14.4	15.1	14.9	15.5	16.0	13.6	14.3	14.1	14.7	15.2
	14.7	15.4	15.2	15.8	16.3	13.9	14.6	14.4	15.0	15.5
X=4H    Y=2H	12.2	13.0	12.6	13.4	13.8	11.7	12.5	12.1	12.9	13.4
	13.4	14.1	13.9	14.6	15.0	12.9	13.5	13.3	14.0	14.4
	14.1	14.7	14.6	15.2	15.7	13.5	14.1	14.0	14.6	15.1
	14.9	15.4	15.5	15.9	16.5	14.2	14.7	14.7	15.2	15.8
	15.3	15.8	15.9	16.3	16.9	14.6	15.1	15.1	15.6	16.1
	15.8	16.2	16.4	16.8	17.3	15.0	15.4	15.6	16.0	16.5
X=8H    Y=4H	14.4	14.9	14.9	15.4	15.9	13.8	14.2	14.3	14.7	15.3
	15.4	15.8	15.9	16.3	16.9	14.7	15.1	15.2	15.6	16.2
	16.0	16.3	16.5	16.9	17.4	15.2	15.5	15.8	16.1	16.7
	16.6	16.9	17.2	17.5	18.1	15.8	16.1	16.4	16.7	17.3
X=12H    Y=4H	14.4	14.8	15.0	15.4	15.9	13.8	14.2	14.3	14.7	15.3
	15.5	15.8	16.1	16.3	16.9	14.8	15.1	15.4	15.7	16.3
	16.1	16.4	16.7	17.0	17.6	15.4	15.7	16.0	16.2	16.9
Variations with the objverver position at spacings										
S=1.0H	0.2/-0.2					0.2/-0.2				
S=1.5H	0.4/-0.4					0.4/-0.4				
S=2.0H	0.4/-0.5					0.5/-0.5				
Reduced UGR Table:										
Nordic Standard Table:	BK0					BK0				
Correction Value	3.1					2.9				

o the CIE Pub.117, data has been corrected, refers to the lamp's lumens 8.2flm.

IES Indoor Report

Photometric Filename:TR04-10-XX-01 2700K RA90 36D.IES

---

Candela Tabulation

V/H	C0.0	C90.0	C180.0	C270.0
γ 0.0	1652.70	1652.70	1652.70	1652.70
γ 1.0	1642.62	1644.03	1652.71	1659.72
γ 2.0	1626.09	1626.88	1647.19	1658.13
γ 3.0	1603.99	1602.98	1635.22	1648.04
γ 4.0	1577.78	1573.54	1616.24	1630.74
γ 5.0	1543.84	1541.21	1591.23	1607.55
γ 6.0	1505.37	1504.07	1563.72	1576.59
γ 7.0	1464.54	1462.62	1531.36	1541.69
γ 8.0	1420.20	1420.05	1492.96	1499.86
γ 9.0	1370.66	1372.27	1451.46	1454.70
γ 10.0	1318.25	1320.47	1403.48	1404.41
γ 11.0	1261.34	1264.45	1347.79	1346.84
γ 12.0	1201.38	1204.90	1286.97	1283.58
γ 13.0	1137.25	1139.09	1220.85	1215.10
γ 14.0	1072.05	1070.30	1148.59	1140.74
γ 15.0	1002.62	998.99	1071.14	1061.86
γ 16.0	931.56	925.74	991.93	978.85
γ 17.0	858.39	851.38	911.83	895.35
γ 18.0	784.58	776.97	830.66	811.78
γ 19.0	710.63	703.45	749.86	728.04
γ 20.0	638.54	631.84	669.88	646.52
γ 21.0	568.73	563.39	593.17	567.84
γ 22.0	503.63	498.08	520.26	493.94
γ 23.0	443.64	436.95	450.71	425.01
γ 24.0	388.45	379.40	387.93	364.17
γ 25.0	337.43	327.00	332.52	312.04
γ 26.0	292.35	280.60	284.37	267.48
γ 27.0	252.63	240.85	243.43	230.26
γ 28.0	217.42	207.16	208.43	198.11
γ 29.0	187.61	178.81	179.21	169.88
γ 30.0	162.73	154.63	154.21	145.83
γ 31.0	141.54	134.51	133.46	126.51
γ 32.0	123.95	118.24	116.64	110.96
γ 33.0	109.73	104.96	102.71	98.24
γ 34.0	97.92	93.49	91.39	87.04
γ 35.0	88.15	83.03	80.29	77.98
γ 36.0	78.75	73.85	70.76	69.07
γ 37.0	69.67	64.92	60.15	60.15
γ 38.0	61.36	56.69	51.50	51.86
γ 39.0	53.83	49.42	43.55	44.64
γ 40.0	47.31	43.32	37.23	38.74
γ 41.0	41.88	38.33	32.34	33.97
γ 42.0	37.57	34.28	28.57	30.26
γ 43.0	34.15	31.10	25.80	27.54
γ 44.0	31.41	28.61	23.75	25.48
γ 45.0	29.12	26.56	22.18	23.84
γ 46.0	27.20	24.78	20.94	22.48

---

Candela Tabulation - (Cont.)

V/H	C0.0	C90.0	C180.0	C270.0
γ 47.0	25.52	23.18	19.90	21.34
γ 48.0	24.00	21.67	18.88	20.32
γ 49.0	22.50	20.10	17.70	19.28
γ 50.0	21.02	18.63	16.60	18.18
γ 51.0	19.89	17.64	16.00	17.42
γ 52.0	18.94	16.75	15.49	16.81
γ 53.0	18.08	15.95	15.00	16.26
γ 54.0	17.31	15.27	14.52	15.75
γ 55.0	16.58	14.60	14.09	15.27
γ 56.0	15.90	14.05	13.69	14.81
γ 57.0	15.31	13.55	13.30	14.41
γ 58.0	14.79	13.08	12.92	13.98
γ 59.0	14.29	12.63	12.54	13.58
γ 60.0	13.82	12.20	12.16	13.18
γ 61.0	13.37	11.77	11.79	12.79
γ 62.0	12.92	11.35	11.41	12.40
γ 63.0	12.46	10.93	11.02	12.03
γ 64.0	12.04	10.54	10.64	11.63
γ 65.0	11.61	10.15	10.28	11.27
γ 66.0	11.17	9.71	9.87	10.86
γ 67.0	10.66	9.26	9.41	10.42
γ 68.0	10.15	8.80	8.95	9.98
γ 69.0	9.68	8.39	8.55	9.54
γ 70.0	9.24	7.99	8.16	9.13
γ 71.0	8.81	7.61	7.78	8.72
γ 72.0	8.39	7.23	7.41	8.33
γ 73.0	7.99	6.87	7.05	7.94
γ 74.0	7.60	6.53	6.69	7.56
γ 75.0	7.23	6.20	6.36	7.20
γ 76.0	6.88	5.87	6.04	6.84
γ 77.0	6.51	5.56	5.71	6.50
γ 78.0	6.18	5.26	5.42	6.17
γ 79.0	5.85	4.97	5.11	5.84
γ 80.0	5.53	4.70	4.84	5.53
γ 81.0	5.22	4.42	4.55	5.23
γ 82.0	4.93	4.16	4.30	4.94
γ 83.0	4.64	3.92	4.04	4.67
γ 84.0	4.38	3.67	3.80	4.38
γ 85.0	4.10	3.44	3.55	4.12
γ 86.0	3.84	3.21	3.32	3.86
γ 87.0	3.59	3.01	3.10	3.60
γ 88.0	3.35	2.80	2.89	3.37
γ 89.0	3.13	2.61	2.69	3.14
γ 90.0	3.00	2.55	2.60	2.97
γ 91.0	2.93	2.52	2.53	2.90
γ 92.0	2.86	2.45	2.48	2.83
γ 93.0	2.81	2.41	2.43	2.77



Candela Tabulation - (Cont.)

V/H	C0.0	C90.0	C180.0	C270.0
γ 94.0	2.75	2.37	2.38	2.70
γ 95.0	2.70	2.32	2.33	2.64
γ 96.0	2.65	2.29	2.30	2.60
γ 97.0	2.60	2.24	2.26	2.55
γ 98.0	2.56	2.22	2.22	2.50
γ 99.0	2.52	2.18	2.19	2.45
γ 100.0	2.48	2.15	2.16	2.41
γ 101.0	2.44	2.12	2.13	2.37
γ 102.0	2.39	2.08	2.10	2.34
γ 103.0	2.36	2.06	2.08	2.30
γ 104.0	2.32	2.03	2.06	2.27
γ 105.0	2.28	2.01	2.04	2.25
γ 106.0	2.25	1.97	2.02	2.22
γ 107.0	2.21	1.95	1.99	2.20
γ 108.0	2.18	1.93	1.98	2.17
γ 109.0	2.16	1.90	1.97	2.16
γ 110.0	2.13	1.88	1.96	2.14
γ 111.0	2.11	1.87	1.96	2.12
γ 112.0	2.09	1.86	1.95	2.11
γ 113.0	2.07	1.84	1.96	2.12
γ 114.0	2.06	1.83	1.96	2.11
γ 115.0	2.04	1.82	1.97	2.12
γ 116.0	2.04	1.82	1.98	2.11
γ 117.0	2.03	1.82	1.99	2.12
γ 118.0	2.03	1.83	2.01	2.13
γ 119.0	2.03	1.84	2.02	2.15
γ 120.0	2.04	1.85	2.06	2.16
γ 121.0	2.05	1.87	2.08	2.19
γ 122.0	2.08	1.90	2.12	2.21
γ 123.0	2.09	1.92	2.15	2.24
γ 124.0	2.13	1.96	2.20	2.28
γ 125.0	2.16	2.01	2.26	2.34
γ 126.0	2.22	2.07	2.33	2.38
γ 127.0	2.26	2.12	2.38	2.44
γ 128.0	2.32	2.19	2.45	2.50
γ 129.0	2.38	2.26	2.52	2.58
γ 130.0	2.46	2.34	2.60	2.65
γ 131.0	2.54	2.42	2.70	2.73
γ 132.0	2.62	2.51	2.79	2.82
γ 133.0	2.71	2.61	2.88	2.91
γ 134.0	2.80	2.71	2.99	3.01
γ 135.0	2.91	2.82	3.11	3.11
γ 136.0	3.02	2.93	3.22	3.22
γ 137.0	3.14	3.05	3.33	3.34
γ 138.0	3.25	3.17	3.45	3.45
γ 139.0	3.38	3.30	3.58	3.56
γ 140.0	3.50	3.42	3.69	3.69

Candela Tabulation - (Cont.)

V/H	C0.0	C90.0	C180.0	C270.0
γ 141.0	3.62	3.54	3.83	3.81
γ 142.0	3.74	3.67	3.96	3.94
γ 143.0	3.88	3.80	4.09	4.07
γ 144.0	4.01	3.93	4.21	4.20
γ 145.0	4.14	4.07	4.34	4.32
γ 146.0	4.26	4.19	4.47	4.44
γ 147.0	4.38	4.31	4.59	4.56
γ 148.0	4.51	4.43	4.70	4.68
γ 149.0	4.62	4.55	4.81	4.79
γ 150.0	4.74	4.66	4.93	4.90
γ 151.0	4.84	4.76	5.04	5.01
γ 152.0	4.95	4.86	5.15	5.11
γ 153.0	5.05	4.96	5.25	5.21
γ 154.0	5.14	5.06	5.35	5.30
γ 155.0	5.24	5.14	5.43	5.38
γ 156.0	5.32	5.23	5.51	5.47
γ 157.0	5.40	5.31	5.59	5.53
γ 158.0	5.47	5.38	5.65	5.60
γ 159.0	5.53	5.45	5.71	5.65
γ 160.0	5.59	5.49	5.76	5.70
γ 161.0	5.63	5.55	5.79	5.74
γ 162.0	5.67	5.58	5.83	5.77
γ 163.0	5.71	5.62	5.84	5.80
γ 164.0	5.72	5.64	5.87	5.82
γ 165.0	5.76	5.66	5.88	5.83
γ 166.0	5.77	5.68	5.89	5.83
γ 167.0	5.78	5.70	5.88	5.84
γ 168.0	5.81	5.70	5.89	5.85
γ 169.0	5.81	5.71	5.90	5.84
γ 170.0	5.82	5.72	5.89	5.85
γ 171.0	5.84	5.74	5.90	5.85
γ 172.0	5.85	5.76	5.91	5.86
γ 173.0	5.87	5.79	5.91	5.87
γ 174.0	5.89	5.80	5.91	5.88
γ 175.0	5.90	5.83	5.93	5.90
γ 176.0	5.92	5.86	5.94	5.91
γ 177.0	5.93	5.89	5.94	5.92
γ 178.0	5.95	5.91	5.96	5.94
γ 179.0	5.96	5.93	5.98	5.95
γ 180.0	5.97	5.97	5.97	5.97